






Welcome, Parents!

3rd Grade Teachers

Why are we replacing the FCAT?

- With new, more rigorous standards in place to help Florida students succeed, the FCAT 2.0 no longer serves the purpose of measuring student progress and achievement.
- Commissioner Pam Stewart's top priority was to choose the best assessment for students, ensuring that the test replacing the FCAT 2.0 in the 2014-2015 school year best serves Florida students by accurately measuring education gains and progress. To this end, the following goals were outlined in Governor Scott's Executive Order on September 23, 2013
 - Provide timely and information reports of results;
 - Do not significantly increase the overall cost of testing to the state, districts or schools;
 - Allow students to test as late in the school year as possible'
 - Measure student mastery of the standards taught;
 - Provide a basis for comparing Florida performance to that of other states'
 - Meet high quality standards for assessment, including reliability and validity for a variety of accountability purposes;
 - Provide the flexibility necessary in order for schools and districts to build technology capacity' and
 - Include appropriate accommodations for exceptional students



What changes will Florida students and teachers see? What are the benefits to students?

Changes

- Emphasizes analytical thinking
- Create graphs, interact with test content
- Write and respond in different ways than traditional tests
- Assess higher order thinking skills





Benefits

- Prepares Florida students for success in college and future careers









Passing FSA

- “The guidelines for promotion and graduation will remain largely the same. Students entering 3rd grade in 2014-2015, who have only been taught using the Florida Standards since kindergarten, will be required to achieve a certain score on the 3rd grade ELA assessment in order to meet promotion requirements. The score will be determined in the spring, ensuring that students are appropriately identified for retention or promotion. Students not meeting these criteria may still meet promotion requirements through any one of six good cause exemptions. None of that has changed”
 - Cited from <http://www.fsassessments.org/wp-content/uploads/2014/05/FCAT-Replacement-FAQs-QA-03-17.pdf>
 - In the case that students do not meet this criteria, parents will be notified immediately and discuss further steps.
- 
- 
- 
- 







Important Dates:

- **FSA Grades 3 & 4 (Paper Based)**
 - Monday, March 23rd – ELA session 1 - 80 minutes
 - Tuesday, March 24th – ELA session 1 - make-up
 - Wednesday, March 25th – ELA session 2 - 80 minutes
 - Thursday, March 26th – Math session 1- 80 minutes
 - Friday, March 27th – Math session 2 - 80 minutes
- 
- 
- 
- 



Florida Standards Assessment

- <http://www.fsassessments.org/> has a wealth of resources to help you navigate through FSA. Please check it out if you have not already done so.
 - They also have practice tests that we will be doing in the classroom.
 - Please do not do these with your child since they will be done in the class.
- 
- 
- 
- 

Different Types of Questions

Reading ELA



- Multiple Choice Response
- Multi-Select Response (more than one answer)
- Hot Text (underline)
- Open Response (short response – sentence or paragraph)

Math

- Equation Response
- Multiple Choice Response
- Multi-Select Response
- Natural Language Response (type in text)
- Table Response
- Matching Item Response







Breakfast

- All students taking the FSA will be offered breakfast free of charge. They will be given plenty of time to eat no matter what time they arrive at school. Menus will be sent home.
- 
- 









Ways to Relieve Stress

- Discuss with your child the importance of trying their best.
 - Write a personalized letter to your child telling them how proud of them you are and hope that they try their hardest.
 - Discuss breathing techniques or visualization techniques to help your child relax and do their best.
- 
- 
- 
- 



Thank you for coming and for your support!!

- We have had a phenomenal year so far and it is just going to get better!
 - We appreciate all that you do to support your child. It pays-off and it shows in the classroom.
 - **WAY TO GO PARENTS and STUDENTS!!**
- 
- 
- 
- 

Questions?



Let's Have a
Great Year!

